

# POWERCUISE

## #94

8<sup>TH</sup> – 10<sup>TH</sup> FEBRUARY 2024

QUEENSLAND RACEWAY, IPSWICH

# EVENT GUIDE

[WWW.POWERCUISE.COM](http://WWW.POWERCUISE.COM)

*Proudly Supported By*



*This event will be conducted under the National Competition Rules (NCRs) of the Australian Auto-Sport Alliance Pty Ltd (AASA), these supplementary regulations, and any further regulations and bulletins which may be issued. By entering this event, you agree to comply with these regulations. Licences are available at [www.aasa.com.au](http://www.aasa.com.au)*

*Further information is available at [www.aasa.com.au](http://www.aasa.com.au)*

**Powercruise Promotions Pty Ltd**  
**PO Box 471 Paradise Point Qld 4216**  
**0407 172 413**

# Contents

|   |    |
|---|----|
| 1. SO YOU WANNA COME TO POWERCRUISE AS AN ENTRANT .....   | 4  |
| a) Getting An Entry Form – Where To Find Them .....   | 4  |
| b) Completing & Posting The Entry Form .....  | 4  |
| c) Receiving Confirmation Of Your Entry To Powercruise .....                                      | 4  |
| d) Receiving Your Powercruise Entrant Letter .....  | 4  |
| 2. GETTING TO POWERCRUISE .....   | 4  |
| a) How To Get To Powercruise At Queensland Raceway .....  | 4  |
| b) Your First Stop When You Arrive – The Accreditation & Safety Inspection Office .....           | 4  |
| c) Pre-Purchased Items with your Entry .....  | 5  |
| 3. CAR SAFETY CHECK / SAFETY INSPECTION .....   | 5  |
| a) All Entrant vehicles must be Safety Inspected before being given access to the racetrack. .... | 5  |
| b) Extra Safety Inspection For Competition Event Vehicles .....                                   |    |
| c) Roll Cage Rules and Information .....  | 5  |
| 4. PAPERWORK DONE, STICKER AND ARMBANDS DONE, SAFETY DONE .....                                   | 6  |
| a) What Next? .....   | 6  |
| 5. COMPULSORY DRIVERS BRIEFING .....  | 6  |
| a) Compulsory Drivers Briefing for ALL Drivers .....  | 6  |
| 6. YOU'RE ALL SET TO GO.....WHAT WOULD YOU LIKE TO DO FIRST? .....                                | 6  |
| a) Options.....Options.....Options .....  | 6  |
| 7. TIME TO HIT THE RACETRACK.....   | 7  |
| a) How The Powercruise Sessions Work .....  | 7  |
| b) Marshalling for Competition Events.....  | 7  |
| 8. WHAT HAPPENS IF I DO THE WRONG THING ON THE TRACK? .....                                       | 7  |
| a) Rules Are Rules .....  | 7  |
| b) One Chance Rule .....  | 7  |
| 9. OFFICIAL RULES FOR CRUISE SESSIONS & COMPETITION EVENTS.....                                   | 8  |
| a) Powercruise Cruise Session .....   | 8  |
| b) Powerskid Competition .....  | 8  |
| c) Off-Street Racing Competition .....  | 9  |
| d) Burnout Competition .....  | 10 |
| e) Drifting Competition .....   | 10 |
| f) Half Hour Of Power ( <i>Refer to the program if this event is scheduled</i> ).....             |    |
| g) Dyno Shootout (subject to attendance) .....  | 10 |
| h) Show And Go.....   | 10 |
| 10. CARPORTS AND GARAGES .....  | 11 |
| 11. VIP ENTRY (IF AVAILABLE).....   | 11 |
| 12. ENTRANTS CAMPING .....  | 11 |
| 13. TERMS AND CONDITIONS OF ENTRY .....   | 12 |
| 14. CANCELLED ENTRIES .....   | 14 |
| 15. DECLINED ENTRIES .....  | 14 |

|   |    |
|---|----|
| 16. SPECTATOR TICKETING AND CAMPING .....             | 14 |
| a) Where To Get Tickets .....                         | 14 |
| 17. PASSENGER ARMBANDS .....                          | 15 |
| 18. TYRE CHANGING FACILITIES .....                    | 15 |
| 19. FUEL.....   | 16 |
| 20. ALCOHOL.....                                      | 16 |
| a) Powercruise IS an Alcohol-Free Event.....          | 16 |
| b) 0.00 Blood Alcohol Limit for ALL Drivers .....     | 16 |
| 21. POWERCRUISE MERCHANDISE.....                      | 16 |
| a) The Coolest Car Show Apparel on The Planet.....    | 16 |
| b) EFTPOS .....                                       | 16 |
| 22. FEEDBACK .....                                    | 16 |
| 23. NOT PERMITTED AT POWERCRUISE .....                | 16 |
| 24. POWERCRUISE #86 PRIZE MONEY AND TROPHY LIST ..... | 17 |
| 25. MAPS AND DIAGRAM .....                            | 17 |
| a) QLD MAP .....                                      | 18 |
| b) Marshalling Map .....                              | 18 |
| c) Venue Map .....                                    | 19 |
| d) Roll Cage Padding Diagram.....                     |    |



## 1. SO YOU WANNA COME TO POWERCRUISE AS AN ENTRANT

### a) Getting An Entry Form – Where To Find Them

Powercruise Entry Forms are available at number of convenient locations.

1. Online at [www.powercruise.com](http://www.powercruise.com) and
2. At many car festivals and events all around Australia.

### b) Completing & Posting The Entry Form

Firstly, you must complete an entry form and be accepted before you can be an Entrant at Powercruise. You can either Pre-Enter into Powercruise for a discounted price or you can enter on the day at the full Entry Fee Price.

The online entry form is available at [www.powercruise.com](http://www.powercruise.com) just select the event you wish to enter. The entry form must be completed in full so we have the correct details about you as the Entrant & your vehicle. Complete all fields on the online form; upload a good clear current car photo and enter your credit card details into the payment section and press submit. Payment is via Credit Card, Visa & MasterCard only. If your credit card is declined your Entry will not be submitted. You will receive an automated tax invoice generally within 1 hour after entering to the email address on your entry form, and your official Entrant Confirmation Letter will be attached.

A paper entry form is available by request for those who are not online savvy. Just call the Powercruise Office to request a copy. The entry form must be completed in full with legible handwriting (nothing worse than trying to read Egyptian) so we have the correct details about you as the Entrant & your vehicle. You must also send a clear photo of the entered vehicle even if you've been to a previous Powercruise event. Payment options and how to submit the form will be outlined on the entry form. Entries will not be accepted until full payment has been received. Any bounced cheques will incur a \$10 dishonoured fee.

Entries will not be accepted until full payment has been received and you have supplied all necessary information including vehicle photos. If you do not supply photos with your entry, or the photos were not a true indication of the cars appearance we reserve the right to decline your entry on the day.

### c) Receiving Confirmation Of Your Entry To Powercruise

Once your **Online Entry Form & Payment** has been received and processed, the Powercruise Website will send you a confirmation EMAIL within 1 hour of entering online. You will receive a Tax Invoice with your Office Entrant Confirmation Letter attached. Entry forms that require manual processing will take 2-3 days to be processed and receive confirmation. Make sure check your junk or spam email folder if it doesn't arrive in your inbox straight away.

### d) Receiving Your Powercruise Entrant Letter

All Pre-Entrants into a Powercruise Event will be sent an Entrant Confirmation Letter, this is attached to your automated Tax Invoice. The Powercruise Website automatically sends this immediately after you submit your entry online.

VIP Entrants will also be mailed their VIP Entrant Confirmation Letter & VIP inclusions prior to the event. Powercruise will not post out entrants tickets or vehicle stickers, your entrant letter will explain where you go to collect your tickets on the day. **IMPORTANT - DO NOT LOSE THIS INFORMATION & BRING IT WITH YOU TO POWERCRUISE**

## 2. GETTING TO POWERCRUISE

### a) How To Get To Powercruise At Queensland Raceway

Queensland Raceway is located approximately 50km west of Brisbane on the outskirts of Ipswich and close to Amberley Air force base, home of the F1-11. It is part of the Ipswich City Council Motorsport precinct. The precinct is located off the Cunningham Highway on Champions Way, approx 22Km from the Ipswich Motorway on the way to Warwick.

### b) Your First Stop When You Arrive – The Accreditation & Safety Inspection Office

First things first, all entrants need to go through the Accreditation and Safety Inspection process, which will be located at the Willowbank Raceway Carpark (the drag strip), just take the 2nd left off Champions Way. Here we will check all of your paperwork, your driver's licence and this is the only place where entrants can collect their armbands and vehicle stickers.

Powercruise Safety Inspection Staff will be outside the Accreditation Office inspecting cars in the line up, all entered vehicles must be inspected before they will be allowed to drive on the track, if you are unsure of what we check in the Safety Inspection please check the Powercruise Website, and the Safety Inspection Section in this Event Guide. Once you have received your entrant armband and vehicle stickers, they must remain on for the duration of the event. Once you have been through Accreditation and Safety Inspection you are OK to head on in and set up for the big day, You only need to go through Accreditation and the Safety Inspection once, so you do not need to come back again unless you have a problem or questions. If you are unsure of anything please speak to the Powercruise Staff at the Accreditation Office.

If you are entering "on the day", please queue up, be patient and await the Powercruise staff directions.

If you are a VIP Entrant, please follow your personalised directions on your VIP letter.

### Accreditation Office & Safety Inspection Hours

|                               |          |                           |             |
|-------------------------------|----------|---------------------------|-------------|
| Willowbank Raceway Car Park - | Thursday | 8 <sup>th</sup> February  | 5pm to 10pm |
| Willowbank Raceway Car park - | Friday   | 9 <sup>th</sup> February  | 8am to 8pm  |
| Queensland Raceway Gate 2 -   | Saturday | 10 <sup>th</sup> February | 8am to 5pm  |

If you are in the process of renewing your licence or awaiting a replacement at the time of the event, you must have Photo ID and Proof of Licence renewal with you on the day to satisfy our ID and Licence Requirements, if this applies to you please call before the event to ensure you bring everything we need to see on the day.

Once you have received your armbands & vehicle stickers **DO NOT REMOVE THEM** for any reason, all armbands are waterproof, you can shower with them on and they do not come off easily. Any tampered stickers or armbands are void with no refunds. If for any reason you think your armband or stickers may come off, see the staff at the accreditation office immediately. As an entrant, your wristbands and stickers are your responsibility.

#### c) Pre-Purchased Items with your Entry

If you have Pre-Paid for any Crew/Spectator Passes, these will be given to you at the Accreditation Office on the day when you arrive to register. We do not mail these out in advance and only you as the entrant that purchased these tickets can pick them up.

If you have purchased a Pit Lane Carport or Garage, your Pit Lane Access Sticker/s and allocation map will be given to you when you register at the accreditation office, please read information below on support vehicles.

### 3. CAR SAFETY CHECK / SAFETY INSPECTION

#### a) All Entrant vehicles must be Safety Inspected before being given access to the racetrack.

Once the Accreditation is all done and your self safety checklist is complete a Powercruise Safety Inspector may inspect your car. Once your car has been passed, you will receive a SAFETY INSPECTED PASSED sticker which will be added to your official Entrant sticker. This means your car now has access to the Raceway to participate in the Powercruise track activities.

Powercruise is a modified Street Car event, so therefore cars entered into Powercruise must be in a good presentable standard, this means cars need to be complete inside and out (includes bonnets, front & rear bumper bars and tidy presentable interior), and be fully painted (no undercoat) and no mis-matched panels. Minimum Modification requirements will apply.

Powercruise is a car show after all, Any cars that don't meet these standards may either be declined or declined from cruising and limited to the competitive events only. Acceptance is at the promoter's discretion, submit images to the Powercruise office prior to the event if you are unsure. It is the entrant's responsibility to ensure your car meets or exceeds the car standard and safety requirements.

The entrant is responsible for making sure their car meets the necessary requirements, even if you have been an entrant before. Acceptance is not automatic.

The Safety Inspector may check the following on **Entrant vehicles**.

1. All vehicles must have at least 2 seats (driver & passenger seat). Modified Vehicles May need Race Seats and Harnesses.
2. Seatbelts must be fitted and in good working order.  
NB. A seatbelt is compulsory for all drivers and passengers going out on to the track. NO exceptions. If your car didn't come with seat belts and you haven't fitted any, it won't be allowed on the track.
3. Fire Extinguisher securely mounted with in the vehicle cabin
4. Tail shaft Restraint fitted (tail shaft must not be able to fall onto the track surface). 2 Piece tail shaft & center bearing are also acceptable
5. Windscreen must be in road legal condition
6. No Holes in firewall
7. No body damage or structural rust
8. Enclosed Footwear is required for cruise sessions and driving events
9. All vehicles to be fitted with an accessible tow point
10. The use of wheel spacers and/or similar products is not permitted.

11. Noise emission must not exceed 95dBa. (Exceptions do apply to some cars, please call for info) while noise is generally not an issue unless there is a complaint, we do ask that all cars run some form of exhaust/mufflers.

13. The starting of any vehicles engines using primer bottles is prohibited.

All entrant vehicles must be registered unless previously approved by Powercruise Promotions.

#### **b) Extra Safety Inspection For Competition Event Vehicles**

The following items will be checked on ALL Competition Event Vehicles prior to the Competition Events:

*Competition Events are: Powerskids, Drifting, Off Street Racing, Street Outlaw Racing & Burnouts*

1. Safety equipment for competition events (Refer to the AASA Website Appendix 4) (<https://aasa.com.au/event-information/appendices/>) – Neck to wrist to ankle non-flammable type clothing, an approved full face helmet & closed in footwear. Open Face Helmets no longer accepted. **(NO NYLON CLOTHING)**
2. No hub caps, wheel trims or wheel weights
3. Tyres to be in good condition
4. There must be no loose objects in the vehicle or boot space.
5. The Off-Street Racing event requires that you have a tread pattern on your tyres. (not to the wear indicators)\_.

#### **c) Roll Cage Rules and Information**

Any Competition vehicle with a Roll Cage must comply with AASA Appendix 1 (<https://aasa.com.au/event-information/appendices/>) safety cage regulations policy

The adequacy of seatbelts in the LC Torana is currently being looked at by the Queensland government. Powercruise is not equipped to check the adequacy of seatbelts. Consequently and until further notice, Powercruise will not be accepting the LC Torana into Powercruise events.

### **4. PAPERWORK DONE, STICKER AND ARMBANDS DONE, SAFETY DONE**

#### **a) What Next?**

##### **Just A Short Drive To Powercruise At Queensland Raceway**

Follow the signs out of Willowbank Racing Drag Strip; you're now on your way to Queensland Raceway to be a part of Powercruise. Follow the signs to the Entrants Gate at Queensland Raceway. Great...you're just about in!!

### **5. COMPULSORY DRIVERS BRIEFING**

#### **a) Compulsory Drivers Briefing for ALL Drivers**

All entrants that are driving a vehicle on the racetrack will need to sit and watch a 5 minute Drivers Briefing DVD on what you can & can't do in regard to safety and appropriate driving behaviour while cruising the racetrack. The Drivers Briefing Room is located the base of the Queensland Raceway Control Tower behind the "Official Powercruise Merchandise Stand" and it is the only place you will be able to get a Drivers Briefing Armband. (check map for directions)

At the completion of the Drivers Briefing DVD, please present your current drivers licence AGAIN as proof of ID to receive your Track Access Armband.

### **6. YOU'RE ALL SET TO GO.....WHAT WOULD YOU LIKE TO DO FIRST?**

#### **a) Options.....Options.....Options**

What would you like to do first?? There is that much happening you can choose to:

- Check out the program to find out what, when & where events are happening
- Familiarise yourself with the marshalling map to find out where to line up for cruising & events
- Get your mates & family "Passengers Armbands"

All passengers who want to go on track with you in the cruising sessions MUST be at least 13 years of age and each passenger MUST HAVE a Passenger Armband. Passenger armbands are available from the official Powercruise Merchandise Stand. All passengers must fill out an indemnity form and provide photo identification for a Passenger Armband will be provided. (Passenger Armbands DO NOT entitles that person to drive).

[See Section 17](#) – Passenger Armbands.

## 7. TIME TO HIT THE RACETRACK

### a) How The Powercruise Sessions Work

Get yourself to the marshalling area (check map for directions) Entrant's cars that are already lined up in the marshalling area will be directed to file into pit lane ready for their session on the racetrack. Once officials have sighted your **Entrant sticker, Safety Inspection Passed Sticker and Entrants & Drivers Briefing Armband, and sighted buckled seatbelts or harnesses on all person's in the car** you will be let out onto the track, from here on you will be permitted to cruise.

During this time, a further 60 to 80 cars will be directed to line up along pit lane to wait for the current session of cruising to finish before they hit the track for their 20-minute Powercruise session.

At the completion of your cruise session, you will be directed to exit the track by Powercruise staff. From here you can either go to your camping area or back around to the marshalling area to line up again if time permits.

Marshalling for the cruise sessions will be stopped 40 minutes prior to the next scheduled Powercruise driving event to allow the last group of the session a full 20 minutes on the racetrack.

**Drivers will be randomly breath tested ALL weekend – 0.00 Blood Alcohol Limit for all Drivers**

### b) Marshalling for Competition Events

Entrants wishing to enter the practice sessions for any of the Competition Events will have to line up exactly the same as above. When the cruising sessions are nearing the allocated finish time, the marshalling area will be opened for the next event that is listed on the program. Signs on the marshalling gate will show you what event is being allowed into the marshalling area at that time & the Powercruise Commentators will also make announcements calling for entrants to go to the marshalling area for the scheduled driving event.

There are plenty of lanes and each lane will be filled and emptied in their order. Powercruise staff will be on hand to ensure this runs smoothly, so keep an eye & ear out for directions.

## 8. WHAT HAPPENS IF I DO THE WRONG THING ON THE TRACK?

### a) Rules Are Rules

There are a few basic safety rules that must be adhered to by all drivers at Powercruise events and these rules exist for your safety, the safety of your passengers and for the safety of Powercruise spectators.

They are not flexible, and neither are the officials on the track.

- Failure to observe the safety rules may result in exclusion from the cruise session.
- The Clerk of the Course is the guy in charge of the track activities, and he will receive reports from trackside observers. If you break any safety rules while you're driving on the track, your Entrant Number and Vehicle Licence Plate Number will be recorded. If you "play up" too much, a senior Powercruise official will have your Track Access Armband removed.
- If you are excluded from a Powercruise event or cruise session, you WILL NOT receive a refund of entry fees.
- You may also be excluded from being an entrant at future Powercruise events for serious safety breaches.

### b) One Chance Rule

Depending on the seriousness of the safety rule breach, Powercruise will be employing a **One Chance Rule**.

If you're pulled over for doing something silly, **your Driver Briefing Armband will be taken from you** and you will be required to take part in the Drivers Briefing again before you are allowed to return to the racetrack.

If you still don't get it and you are removed from the racetrack AGAIN, you will become a spectator as **dangerous driving and bad behaviour on the racetrack won't be tolerated**. Depending on the level of your behaviour you may be placed on a 12 month ban or a lifetime ban.

There is a simple way to avoid this happening. Watch the Drivers Briefing DVD and follow the instructions.

Motorsport is Dangerous and the rules we employ during the cruise sessions are there for the safety of all entrants and their passengers. The rules are explained in detail at the compulsory Drivers' Briefing so if you have any questions at all about the limits that have been set do not hesitate to ask and have the rules clarified for you by the Clerk of the Course.

## 9. OFFICIAL RULES FOR CRUISE SESSIONS

### a) Powercruise Sessions

Powercruise has hundreds of streetcars cruising the racetrack, Entrants will have plenty of cruising time over the weekend. You must wear enclosed footwear and have a seat belt on at all times. No arms outside the vehicle.

Cruising the track is just that.... Cruising the track with your mates.

The Event Program will let you know when you can cruise the track and the Powercruise Commentators will announce the event start times. Once you hear the announcements, you can proceed to the marshalling area. Please don't line up before the planned starting time, as this will only cause congestion around the pit areas.

Whilst you're out on a Powercruise session, if your car plays up and you can't get to the track exit, try to get yourself & your car into a safe area away from the racetrack... but DO NOT pull over to the side of the racetrack and get out to fix it. If you do this, we will remove your drivers briefing armband and we will have to pull every car in the Powercruise session back into Pit Lane until you have been safely moved. Just remember if you stop on the side of the racetrack, it could be you holding up 300 cars that should be out cruising. Powercruise spotters are all around the track and will send assistance if you require it. So DO NOT get out of your car while on the track... unless it's on fire!

If you follow the simple rules below, you are sure to have a great time at Powercruise.

- Most drivers will be breath tested before being allowed on the racetrack.
- The blood alcohol limit is 0.00 (Zero!)
- The driver and all passengers of the vehicle are required to wear seatbelts at all times.
- All cars must reduce speed to go through the chicanes in single file.
- Please obey the 10km/hr speed limits entering and exiting the track. Remember there are kids & families in the pits so we will not tolerate any speeding, burnouts, or any turning of your tyres in the pits. If you do, you could have your driver briefing or your entrant armband removed. .
- If you are behaving in an unsatisfactory manner on the racetrack, you will be directed from the track by an official who will let you know what you were doing wrong... That is assuming you don't know.
- Stay near your car while you are in the marshalling area to avoid holdups. Tilt Trays are onsite.
- Allow room for your fellow entrants to merge on and off the track
- Drivers and passengers are not required to wear helmets in the cruise but can if they feel it's necessary.
- All cars participating in the cruising on the track must have matching wheels and tyres. The wheels on the back must be the same as on the front of the car. No burnout tyres or rims permitted in the cruising sessions.

#### What IS NOT allowed in the cruise sessions...

- NO STOPPING
- NO DRIFTING
- NO BURNOUTS
- NO DONUTS
- NO CUTTING IN AND OUT OF TRAFFIC ERRATICALLY
- NO STATIC BURNOUTS
- NO DRIVING ON RIMS EVER

### COMPETITION EVENTS

#### b) Powerskid Competition

As the name suggests, The Powerskid Comp is all about showing off your vehicles horsepower and your ability to use the power to toast the bags off the tyres for the longest distance while only using the brake pedal to keep the car under some sort of control. The start line will be along the Main straight and Entrants will have the next 500m to show us what they're made of.

At some events, there are **2 separate classes** for Powerskids, **Naturally Aspirated & Forced Induction**

The Powerskid Competition will be judged on

- Distance achieved while the rear tyres are spinning at a faster rate than the front tyres
- Quantity of smoke produced over the length of the Powerskid
- Driver talent in controlling the car
- Raw horsepower & engine revs



- No brakes to be used to slow the car during the Powerskid
- No drifting or static burnouts during the Powerskid
- Burnouts of any kind are not permitted in the staging area as it will be deemed warming the tyres and you will be disqualified.

For example – If two cars Powerskid for 200m, and one stops producing smoke at 100m but is still spinning the rear tyres at a faster rate than the front tyres at the 200m mark and the second car is still producing smoke at the 200m mark; the car producing smoke & spinning the tyres will score more points than the car not producing smoke for the entire distance.

You can run slicks on your car and cut some grooves around or across the tyres if you like. This way, you will have a tread pattern on your tyres, and you won't be running straight slicks. You will have an advantage of soft rubber but remember, they will turn easier being cold and you may lose the race to a normal tyred car.

If you get it wrong in the practice session, don't worry, it is just practice!! You can keep going around for the entire session if you like. Come the finals, you will have one shot only & the above rules will be enforced.

### c) Off-Street Racing Competition

The Off-Street Racing heads up street race over approximately 200 metres. No timers, No lights... Just a man with a flag to start you. When the flag drops, you'll need to get the loud pedal to the floor as quickly as possible, and from there it is simple, the first guy over the finish line...wins!!

- You will race against whoever comes up next to you randomly. No queue jumping. An official may move you around depending on if any car is to receive a bye run.
- Cars can not have more than one bye run.
- Your tyres must have a tread pattern on them.
- At the start of each run your tyres must have the tread pattern, if you wear it off during the run, you will still be awarded the win but if you front the next round with no tread pattern, you will lose the next race.
- In the case of a rolling start, you will be lined up on a line. You will be motioned to start rolling towards the start line. It's up to the car that's behind to catch up before the line to make for an even start. The flag drops when the front car hits the line. If any car goes before the flag is dropped, they will be disqualified immediately and will be notified at the end of the race.
- If a car is rolling faster than another car, the flag will drop when the front car touches the line. The race will start then.
- After the race, the winner will receive a winner's card & must proceed immediately without diversion back to the line up area.
- Cars are not permitted to be refuelled and cannot carry spare fuel in the car. Any changes to the car must be completed off track.

At some events there will be **2 separate classes** for Off-Street Racing:

- (1) Slick & ET Radial Class &
- (2) Pure Street Tyre Class.

So pick which class you want to race in, you cannot run in both classes.

#### **Slick & ET Radial Class:**

This class is an "all in" so whatever is outside of the Pure Street Tyre Class specifications can enter.

#### **Pure Street Tyre Class:**

Pure street tyres are categorised as: NO semi or slick tyres, or slicks that have been modified, NO ET Radials and NO soft compound rubber.

If you lose in the practice session, don't worry, it is just practice!! You can keep going around for the entire session if you like. But come the finals, the rules above will be enforced, and we continue until only one Off-Street Racer is left.

There will also be another element to the off-street racing at particular events where there will be an invite only group of pro street style cars racing with each other under the no rules banner. The only difference from the rules printed above will be there are no tyre rules. Cars can be refuelled, and other crew members are permitted to help out the driver on the car.

The only catch is that all cars must be in the line up to race when they are called. If they do not make it to the start line within a reasonable amount of time, the race will start without them and the winner will go through to the next round and the car that didn't make it to the line will be disqualified. Please keep an eye on the event program for this tough as Pro Street Racing competition.

#### **d) Burnout Competition**

There are many different styles for doing a burnout. Some choose slow and smoky with not a lot of engine revs but have good control, while others choose fast and furious with high-speed entry into the donut pad and extreme engine revs with maybe not as much smoke.

Now we can't say what the judges will like, but history tells us that the judges will be looking at what the crowd goes off at and in the past, the fast and furious style has been successful for a lot of burnout competitors as the biggest crowd pleaser.

- The Burnout Competition will be judged on:
- Instant Smoke
- Constant Smoke
- Quantity of Smoke
- Engine Revs
- Driver Control
- Crowd Response
- Blowing Tyres (extra points allocated for blowing both tyres) **NO BODY PARTS OUTSIDE THE VEHICLE**
- No Static burnouts please.

You don't have to qualify for the Burnouts, just bring your best set of tyres with plenty of tread for the finals. You will only have one shot & the above rules will be enforced.

**\*\*NOTE:** for Burnout Masters Qualifying events, The Burnout Masters judging criteria will be used. Please contact Burnout Masters directly for any questions regarding judging criteria

#### **e) Drifting Competition**

The Drifting Competition will be held on the racetrack between turns 2 and 6 and the competition is open to vehicles from registered streetcars to purpose built drift cars. Cars will be let out onto the track at 20 second intervals for safety reasons. **Please note that Drifting is NOT permitted on the main straight.** The top 16 will be chosen from the practice session and will go into the final round with the winner decided after the 16 car battle is completed. Judges are experienced Drifters & Drift Officials from clubs around Australia so the judging is informed & fair.

#### **f) Dyno Shootout (subject to attendance)**

The Dyno Shootout Competition is open to all types of vehicles including 4 cylinder, 6 cylinder, rotary, V8, supercharged, nitrous & turbo-charged street cars. Operating times will be displayed at the sign on area. The aim of the game is to make more power than everyone else in your class. Go hard or go home is the order of the day in this event.

##### **Basic Rules**

- Entrants only allowed within the Dyno enclosure (No Mates)
- Only 2 People allowed in the car. (Dyno operator and the Entrant)
- No Passengers and No People weighing down the car
- Street tyres only and 3 runs only.
- Feel free to pay another Dyno Entrant Fee for another 3 runs if you choose but you must exit the Dyno & re-enter the line up
- Dyno entrant forms to be filled out & paid for before the car drives into the Dyno enclosure
- Large nitrous systems at the operators discretion
- Only entered vehicles can go on the dyno – no spectators cars.

*NOTE: Entrants can only enter one (1) class for the Dyno Shootout. If you pay for 2 entries, you can enter a different class if you desire.*

#### **g) Show And Go**

The Show and Go is as always an integral part of Powercruise and so we have now added another category for Competition Cars. Seeing how Powercruise is more of a drivers event and therefore attracting more of the Pro Street style cars out of their garages, it is only fitting that we throw a few trophies their way and by adding this category to the Show Class and Street Car Class, there will now be something for everyone's tastes.

The Show and Shine will be conducted in the Paddock area between the paddock garages and the pit lane. The Powercruise Judging Team will be on hand to give directions to the best position for your vehicle. The judges will sign your entrant sticker once they have judged your ride.

## 10. CARPORTS AND GARAGES

Carports & Garages are available for hire to Powercruise entrants at the venue, these are sold on a first in first served basis. Each Carport holds 1 car and comes with 1 Pit Lane Access Sticker, and each Garage holds 3 vehicles and comes with 3 Pit Lane Access Stickers. The Pit Lane Access Sticker allows that vehicle direct access to pit lane for the cruise sessions without having to line up in marshalling. For safety reasons you cannot store fuel in your garage. Please do not BBQ inside your garage, please BBQ out the front or back of your garage.

Carport owners please note that you cannot park your car in front of your carport, the lane in front the carports is fast lane for Pit Lane Access cars so please don't block this lane. Please also remember that Pit Lane is ONE WAY, if you need to exit pit lane, please drive up the fast lane and exit to the left.

Please note that the area in front and behind the garages is not allocated to garage holders as this is a main traffic & spectator thoroughfare, please keep all gear etc inside your garage and keep the laneways open. Support vehicles are not permitted to park behind garages. All Support vehicles/trailers must be left in the designated support vehicle & trailer parking areas, please check your map for location. Anything that you bring into your garage also needs to go home with you, so please take any tyres, rims, fuel drums etc home with you. Garages will be supplied door down with no locks, if you want to lock up your garage please bring your own padlock. Any damage found in any garages will be billed to the entrant that hired the garage. Garage & Carport fees do not include the event entry fee or camping fees. All vehicles using carports or garages must go through the standard process of completing an entry form and submitting it to Powercruise. Any garage or carport transfers to another entrant/car must be transferred through the Powercruise office at least 1 week before the event, some transfers can be done on the day at the accreditation office only if both the garage/owner and recipient are both present at the event. For any transfer enquiries please call the Powercruise office before the event.

## 11. VIP ENTRY (IF AVAILABLE)

VIP Entry is offered to any and all entrants, and is a way to enjoy the freedoms of unlimited track cruising that a garage or carport with their Pit Lane Access stickers offer, once garages /carports are sold out. The VIP Entry stickers are essentially 'access all areas' (excusing the requests and reasonable directions made by Powercruise staff members).

VIP Entry can be pre-purchased in the lead up to an event for the predefined price, or upgraded at any stage in the lead up to the event (including on the day) in the instance where regular Powercruise entry has already been purchased. The price is for one driver and one vehicle only. Additional drivers can only be added to VIP Entrant vehicles when the full VIP entry price is paid for the second driver as well.

VIP Entry can include the following (and beware the package may be modified where space constraints impact the feasibility of any of the following features):

After payment has been received and VIP Entrant paperwork received, one of our Powercruise team members will contact you to assist you filling out your entry paperwork. They will brief you on the upcoming event and provide you with vital information regarding your arrival to the event.

On arrival to the venue, call the number provided for your VIP Liaison. They'll meet you in the Safety Inspection line up and, where possible, take you straight to the front of the line and personally inspect your vehicle. They'll then accompany you to the designated VIP Entrant's Zone.

Where possible, we provide entrant's with space for their entered vehicle, their car trailer and a support vehicle (refer to package) however this space cannot be guaranteed and is subject to change depending on the venue, the amount of VIP Entrants or any other contributing factors that Powercruise event management deem fit.

VIP Entry comes included with sufficient privileges a driver and vehicle to access the venue. It also includes a buddy pass and two camping passes. Extra commercial value extends to the inclusion of a Powercruise Promotions merchandise pack, the contents of which is subject to change and stock availability.

VIP Entrants enjoy their own private VIP access to the track at the front of the cruising line up meaning maximum track time over the course of the event. They also enjoy front-of-the-line access to competition events such as the burnouts, drifting, powerskids and off-street racing.

VIP Entrant's vehicles are still subject to the safety inspection and safety standards as other entrants, and VIP who wish to camp on site are subject to the requirements of other entrant and spectator campers.

## 12. ENTRANTS CAMPING

Entrants Camping is not included in the Powercruise Entry Fee. Entrants wishing to camp must pay the Entrants camping fee on the entry form and this will allow the entrant to camp all weekend, we do not offer a per night camping option. Camping is available around the track in the designated camping areas. No open fires are permitted but gas BBQ's & cookers are allowed. **BBQ / GAS COOKERS ARE NOT TO BE USED INSIDE GARAGES.**

Public showers are available for all Entrants. If you are a Powercruise Regular, camping locations and rules have changed due to Covid Restrictions, please follow signage at the event and watch the Powercruise website for updates and further information! Camping Map at the end of this document

### 13. TERMS AND CONDITIONS OF ENTRY

All drivers must be a minimum of 18 years of age and hold a drivers licence. Learner's permits are not permitted.

Once an Entry Form and payment are submitted to Powercruise, your entry cannot be transferred to another Entrant/Driver, another event or to credit. Entrants are permitted to change the entered vehicle at accreditation, but once through accreditation and safety check, the car cannot be changed. Entrants are permitted to drive other entered vehicles. Your vehicle, current drivers licence must be presented at the Accreditation Office. All vehicles will undergo a safety inspection. It is still the responsibility of the owner of the vehicle to ensure that the vehicle is adequately prepared for the event. This includes but is not limited to steering, brakes, "especially pads and fluid" and brake lights, battery clamps and all other safety equipment fitted including seat belts windows etc all shall be in excellent working order. For unregistered vehicles entered or failure to obtain the extension for QLD Registered Vehicles will result in the driver being personally responsible for all costs associated with injuries sustained by their passengers in the event of an accident.

Powercruise is an alcohol-free event. The only acceptable blood alcohol reading for entrants at Powercruise is 0.00. Random breath testing will take place throughout the event. Entrants are required to wear enclosed shoes while driving on the track. For competition driving events including Off Street Racing, Drifting, Powerskids & Burnouts, all entrants are required to wear helmets, enclosed footwear and non-flammable clothing with full coverage from ankle to wrist to neck. All Entrants/Participants are required to follow all Powercruise Staff and/or Official's directions promptly and to full compliance. Powercruise strongly recommends anyone who is pregnant, not participate in any on track activities in any way, and to seek their own medical advice.

Due to the contract terms between Powercruise Promotions and the venue, the venue will always be open and the Powercruise will always go ahead. The Event will never be cancelled or postponed due to rain or any other reason. Powercruise offers discounted rates with cut off dates so to make it more affordable for everyone. By pre entering you understand that you have paid a discounted fee and therefore understand the following conditions apply. A refund of entry fee less a \$40 administration fee will be given if the entry is withdrawn in writing 14 Days prior to the commencement of the event. ViP Entry, special event, promotional, limited or partial entries are non – refundable. Full price entries are accepted online and on the day at the entrant's discretion and there will be no refunds due to inclement weather, broken down vehicles or for any other reason. Any pre-entrants that do not attend the event for any reason understand that they have willingly forfeited their entry fee and there will be no refund and they are not transferable. All Purchases are to be paid in full upfront and all sales are final and not contingent on any other factors. The entry fee includes entry to the event for 1 driver and 1 vehicle for all events except the Dyno Comp & overnight camping. Camping and the Dyno comp may incur an additional fee. For an entrant to be eligible to compete in competitions for prize money/prizes they must have a paid an entrant fee, any unpaid entrant fees will be deducted from any prize monies won at the full on the day entrant fee.

All Entrants, Drivers and/or Vehicles are accepted at the discretion of the promoter. The promoter has the right to terminate my participation in the event at any stage for whatever reason he and/or she sees fit. Entrants who have had all armbands removed due to their misbehaviour on or off the track must take responsibility for their actions and there will be no exchanges or refunds. Irrespective of the number of entries submitted or cars entered, each person will only receive a maximum of 2 driver briefing chances. Upon Entering Powercruise your email address will be added to our E-newsletter database, if you do not wish to receive E-newsletters from us please let us know. By entering this event you agree that Powercruise may use photographs or video footage taken of yourself or your vehicle during the event for publicity purposes including DVD production, television commercials, merchandise or for future Powercruise events promotion with no eligibility for compensation. Powercruise reserves the right to alter, extend, delete or change the event, event/venue layout, and/or event program which in some circumstances may reduce activities without notice for any reason, including inclement weather, including but not limited to ending scheduled cruise sessions early if there are not enough cars on track or misbehaviour.

Any damages caused (wilfully or unwilfully) to any property belonging to anyone including but not limited to, racetrack walls, track surface, safety barriers, fences & signage in the event of an accident, must be paid for. The vehicle/vehicles in question, and/or any prizes/prize money will be retained as collateral until full payment is made. Entrants are responsible for their actions on and off the track at all times. Police may be involved if required. Powercruise Insurers cover personal Injury but not property. Any antisocial or violent behaviour by anyone inside the venue will not be tolerated; this will result in you being evicted from the venue and reported to the police if necessary, with no refunds. Fraud of any kind at Powercruise will not be tolerated, including any manner of false pretences, misleading, misrepresentation, fraudulent identification, event accreditation, stickers and/or wristbands. Any fraudulent behaviour will result in immediate termination of your participation, exclusion from future events and be reported to the police. Any person caught driving/attempting to drive a vehicle on the track without the correct armbands or vehicles stickers will cause the entrant/vehicle owner to lose their driving privileges and all track access stickers will be removed from the vehicle. Entrants are responsible for their own, and their passengers actions/behaviour. Police may be involved if required. Any & all purchases, transfers and/or changes must be made through the official Powercruise website or Powercruise office, it is the entrants responsibility to make purchases, transfers and/or changes through the correct channels.

If your car breaks down on track, or requires towing for any reason, Powercruise staff/volunteers will tow/recover your car in good faith and will take all care possible when towing or recovering your vehicle, however Powercruise Staff and Volunteers take no responsibility for any damage that may occur during this process, or at any time at Powercruise. Powercruise Entrants should educate themselves in proper towing procedures. Only approved

Powercruise Staff/Volunteers will conduct vehicle tows/recoveries from track, by entering Powercruise you accept the risks involved with towing or recovering your car. Entrants are not permitted to arrange their own tows/recoveries from the circuit enclosure. Refusal to be recovered or continued/excessive recoveries of the same car is considered intentionally wasting track time and resources and may incur a fee or termination of your participation.

Anyone who performs a donut on track and/or pops a tyre on track whether intentional or unintentional at any time for any reason during cruising must be aware that this is considered dangerous no matter the circumstances and may result in all driving privileges being instantly revoked without warning for the remainder of the event and a temporary or permanent ban.

By submitting an entry form and/or participating in anyway, you acknowledge and agree to all Powercruise Terms and Conditions of Entry outlined on this entry form and the Powercruise Website, the Waiver, and the Powercruise Event Guide. By signing this entry form you agree to adhere to all rules outlined on this entry form, the Powercruise Website, the event guide and the drivers briefing video and agree that failure to abide by rules may result in driving privileges being revoked without warning as well as temporary or permanent ban. (V8)

**Powercruise Fraud Policy** - Fraud of any kind at Powercruise events will not be tolerated, including any manner of false pretences, misleading, misrepresentation, fraudulent identification, event accreditation, stickers or wristbands. Any behaviour, activity, documentation, ticketing found to be fraudulent will result in all ticketed becoming null and void, expulsion from the venue immediately, details will be documented to be declined from future events or activities at Powercruise and/or the venue, and of course where appropriate information passed onto police.

Fake, duplicated or fraudulent wristbands and stickers is theft, and will be treated accordingly.

Powercruise ticketing can only be purchased from Powercruise.com or at the event. Each individual has their own responsibility to not mislead, purchase legitimate ticketing, or make the necessary enquiries to verify a purchase. All transfers or changes must be made through the Powercruise office, and it is the customer's responsibility to coordinate with the Powercruise office regarding any changes or transfers.

*This event will be conducted under the National Competition Rules (NCRs) of the Australian Auto-Sport Alliance Pty Ltd (AASA), these supplementary regulations, and any further regulations and bulletins which may be issued. By entering this event, you agree to comply with these regulations. Licences are available at [www.aasa.com.au](http://www.aasa.com.au) Further information is available at [www.aasa.com.au](http://www.aasa.com.au)*

## 14. CANCELLED ENTRIES

Cars break, parts don't turn up, engine builder moved to Perth, your other girlfriend is now pregnant and unforeseen circumstances do happen believe us, we have heard them all. So, what are your options?

- Change your car details to your other car or daily driver or to a mate's car so you can still get out on the track for some awesome fun. You can change the entered vehicle, but you cannot change the driver on the entry.
- Got no other car to drive? Then transfer your entry to a spectator pass or passes. For example, you paid \$150 entry fee to enter your car, and spectator day passes for that event are \$30, then we will give you day passes to the same or close to value of what you spent with us. So in this case you'd get sent 6 day passes. Or you can exchange to a weekend pass and a day pass. This way you still get to come in and watch and you're not completely out of pocket. Please contact our office before the event to request this or the entrant can do this in person at the event at the Accreditation office. Please note credit or spectator tickets cannot be transferred to another event.
- Not able to come at all? Don't have any friends you want to give or sell your passes to? That is a real bummer. A refund of the entry fee less a \$40 administration fee can be given\*\*. We must receive the withdrawal of your entry from you (not your mum or your mates) in writing, either by email or post before the final cut of date which is advertised on the entry form which is also 2 weeks before each event. (ViP Entry non-refundable)

No refunds will be given for any reason from 2 weeks prior to the event. There are NO refunds for garages and carports for any reasons however they can be transferred or sold to another entrant. Entries are not transferable to anyone or to other events, so you cannot change the entered driver or transfer your entry to a mate.

VIP entrants have a little more flexibility in you can transfer the whole VIP deal to another driver, you can sell it or give it away to another driver with a different car. If you do not have that option, then we will give you credit at that specific event to use however you like whether its 4 entries for your mates and 5 shirts and 2 hats and a P sticker up to the value of what your VIP deal cost you.

( \*\*Not available on VIP Entries. VIP Entrants please also refer to the VIP Package you purchased for options. )

Either way all the above options mean that we don't need to keep your money, we are happy to see you getting value for your money in the best options as stated above, and you can always call our office to work out the best way for you to get what you can for the fees paid if your circumstances have changed.

## 15. DECLINED ENTRIES

Yes we do have a banned list, and if you did the wrong thing at the Powercruise event, either on or off the track you may find yourself on this list. Bans will be 12 months up to a life ban depending on your behaviour. We will not notify you if you have been added to the banned list, you're an adult and you'll know if you did the wrong thing...

Alternatively, your car may be declined if it does not meet the Powercruise Requirements or standards, if your car is declined for this reason you will receive a full refund prior to the event or at the time of entering if entering on the day. It is important to provide quality and up to date images of your car when entering online. If you have any questions about requirements, please call 0407 172 413.

## 16. SPECTATOR TICKETING AND CAMPING

### a) Where To Get Tickets

Spectator's Day tickets are available for purchase from the Powercruise website – [www.powercruise.com](http://www.powercruise.com) or they can also be purchased at the gates during opening times. Only Cash sales are available at gates. Powercruise Spectator Tickets are not refundable or transferable, please chose carefully at the time of purchasing

### b) Spectator Camping

Camping is only available to spectators who purchase a 4 day Season + Camping pass. Camping tickets are a flat rate for all nights, we do not offer a per night camping option. Spectator Camping is available onsite and once the camping spectators are in and set up, their vehicles must not be moved until they are leaving the venue.

If you chose not to pay to camp, you will need to leave the venue and the camping areas at the public closing times (11.00pm). Those found after closing time without the correct arm band will be required to pay an upgrade fee applicable to a 4 day Season + Camping pass. Public showers are available for all 4 day Season + Camping ticket holders.

## 17. PASSENGER ARMBANDS

Over the weekend there will be hours of cruising, so spectators can jump in their mates car, and cruise the track alongside hundreds of like-minded petrolheads

All passengers who want to get on track in the cruising sessions must be at least 13 years of age, have a valid Powercruise admission ticket to the event and each passenger must have a valid official Powercruise passenger wristband. official Powercruise passenger wristbands are available at the Powercruise merchandise stand at the event. all passengers must complete the Powercruise passenger waiver form and pay the passenger fee\*, once this is done Powercruise staff will issue you a Powercruise passenger wristband. please read carefully below to ensure you meet the requirements:

### **Passenger Sign On Fee \$10 (additional to admission)**

**Persons 18yrs of age and older** must have a valid Powercruise admission ticket to the event, provide photo id and fill out and sign the indemnity form, pay the fee and a passenger wristband will be provided. no matter your age, no photo id = no passenger wristband.

**Persons 13 years of age and over, but younger than 18 years of age** must have a valid Powercruise admission ticket to the event, provide photo id for themselves, have a parent present to sign the indemnity form on their behalf.

Powercruise staff will need to sight the parent's photo id, the child's photo id and the Medicare card/government issued cards with both the parent & minor listed as proof of relationship. Powercruise reserve the right to request further identification or documentation if the requirements are not satisfied.

Powercruise staff will only accept the legal parent or legal guardian (legal documents/proof required) to sign on behalf of a minor to be a passenger – we cannot accept other family members, step parents, day carers/guardians, neighbours, family friends etc. passenger wristbands can only be issued on the day at Powercruise. we do not accept notes, letters or permission via phone from parents if they cannot attend – both the parent and the minor must be present at the event at the same time to complete the paperwork under the instruction of a Powercruise staff member. once both the parent and the child have completed and signed the indemnity form and paid the fee, a passenger wristband will be provided.

All persons under the age of 18 are considered minors, and to participate a minor is required to be signed in by a legal guardian. the legal guardian must also provide proof of legal guardianship, with any of the following; Medicare card listing the minor and the parent/legal guardian or a court order or letter of guardianship signed by a judge when they were appointed as legal guardian by a court. If you are an independent minor, you will have to provide government documents confirming your independent status.

**Persons 12 years of age and younger** are unfortunately too young and cannot be a passenger in a vehicle at Powercruise. admission is free for kids 12 & under

Passengers are permitted during the cruising sessions, and at some events, 1 front passenger is permitted in the burnouts, this can vary from event to event, please check each events program for more information.

Helmets and safety gear is not required to ride in a car during the cruise sessions, enclosed shoes are required. passengers are required to wear a seatbelt at all times. Powercruise strongly recommends anyone who is pregnant, not participate in any on track activities in any way, and to seek their own medical advice. All passengers must be suitably restrained to the satisfaction of Powercruise staff and officials.

At selected Powercruise events one front passenger is permitted in the burnouts. a passenger armband will be required, as well as the wearing neck, to wrist, to ankle non flammable clothing, enclosed shoes and a full face helmet that meets current Australia standards.

**Powercruise passenger rules & requirements are not flexible or negotiable.** passenger wristbands do not entitle that person to drive. event admission is additional to passenger fee.

\*the passenger sign on fee is discounted to \$10 for Powercruise ticket holders only (full price is \$20).

All passenger wristbands are issued at the discretion of Powercruise staff and Powercruise staff reserve the right to decline or retract passenger wristbands or participation at their discretion at any time. passenger wristbands must be kept on for the duration of your time at the Powercruise event. any cut or tampered wristbands are null and void and will be confiscated without discussion. fraud or misrepresentation of any kind will not be tolerated and will be reported to the police. Full passenger rules and requirements available at [www.powercruise.com](http://www.powercruise.com) Passenger rules & requirements are subject to change without notice.

Passenger sign on will also be available at the Powercruise accreditation office at the event for any parents that are attending just to sign form their child, the accreditation office is located outside the venue so this can be done without parents having to go into the event and pay admission – call Powercruise on 0407 172 413 for more information or if you can't find the accreditation office.

If you have any questions about being a passenger at Powercruise please call us on 0407 172 413 before the event and we'll be happy to answer your questions. By signing up as a passenger you agree and understand that your details can and may be used for marketing purposes.

## 18. TYRE CHANGING FACILITIES

Please check the Powercruise website [www.powercruise.com](http://www.powercruise.com) for more information on Tyre Changing Facilities at Powercruise.

## 19. FUEL

Fuel is currently available at Queensland Raceway. The closest available fuel is the Matilda Service Station at Amberley approximately 5km north of the circuit. No Fuel is to be stored in Garages.

## 20. ALCOHOL

### a) Powercruise IS an Alcohol-Free Event

Powercruise is an alcohol-free event, alcohol will not be sold at Powercruise and you are not permitted to bring any Glass or Alcohol into the Raceway or Spectator Areas. Security will be checking vehicles at Powercruise and at the entry gates, any alcohol found will be confiscated and WILL NOT be returned.

### b) 0.00 Blood Alcohol Limit for ALL Drivers

Your blood alcohol level can be affected by the amount of alcohol you have consumed the night before. If you are unsure, walk up and have your breath tested. Officials will conduct random breath testing of people driving vehicles at Powercruise. Police may arrest you if you are caught driving a motor vehicle whilst under the influence of alcohol.

## 21. POWERCRUISE MERCHANDISE

### a) The Coolest Car Show Apparel on The Planet

A cool selection of Powercruise Merchandise will be available including Shirts & Singlets for guys & girls. Caps, Stubbie Coolers, and our new range of kids t-shirts.

### b) EFTPOS

Cash outs will be available inside the venue at the Powercruise Merchandise stand. A minimum purchase is applicable. Please note that EFTPOS sales WILL NOT be available at the ticketing gate.

## 22. FEEDBACK

Powercruise Promotions welcomes feedback that you may have about Powercruise events that you have attended. This will help to make Powercruise even better. Please send written comments to PO Box 471 Paradise Point QLD 4216, email to [info@powercruise.com](mailto:info@powercruise.com) or call us any time on **0407 172 413**.

## 23. NOT PERMITTED AT POWERCRUISE

- No Alcohol
- No Glasswear
- No Open Fires
- No Bad Attitudes
- No Pets
- No Pegs Through
- No Driving on Rims
- No Static Burnouts Ever
- No Pit Bikes Or Mini Bikes
- No Skateboards Or Hoverboards
- No Riding In The Back Of Utes, Trailer Etc.
- No Burnouts, Speeding Or Dangerous Driving In Pit - Ever



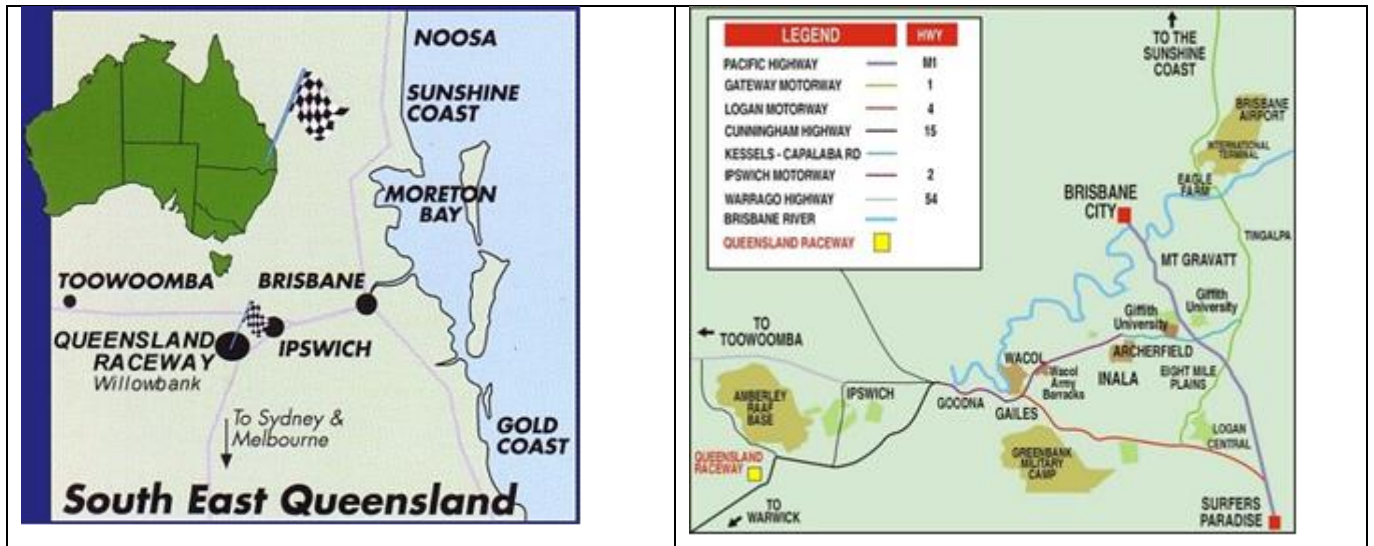
## 24. POWERCRUISE #94 PRIZE MONEY AND TROPHY LIST

| <b>POWERCRUISE #94 QLD TROPHY, CASH, PRIZE &amp; RESULTS LIST</b> |                     |        |       |   |
|---|---------------------|--------|-------|---|
| <b><u>Burnout Competition</u></b>                                 |                     |        |       |   |
| Top Judged Burnout Champion                                       | LayLow Transport    | Trophy | \$500 | & Free Standard Entry into Powerplay #49 May 2024 |
| Crowd Favourite   | LayLow Transport    | Trophy | \$250 |   |
| 2nd Place Judged Burnout  | LayLow Transport    | Trophy | \$250 |   |
| 3rd Place Judged Burnout  | LayLow Transport    | Trophy | \$250 |   |
| <b><u>Powerskid Competition</u></b>                               |                     |        |       |   |
| Top Judged Powerskid  | Track My Ride       | Trophy | \$500 | & Free Standard Entry into Powerplay #49 May 2024 |
| 2nd Place Powerskid   | Track My Ride       | Trophy | \$200 |   |
| 3rd Place Powerskid   | Track My Ride       | Trophy | \$200 |   |
| <b><u>Off Street Racing Competition</u></b>                       |                     |        |       |   |
| Off Street Racing Champion  | McKern & Associates | Trophy | \$500 | & Free Standard Entry into Powerplay #49 May 2024 |
| Off Street Racing Runner Up                                       | McKern & Associates | Trophy | \$200 |   |
| <b><u>Show &amp; Shine Competition</u></b>                        |                     |        |       |   |
| 1st Place Show Class  | PowerTuro           | Trophy | \$200 |   |
| 1st Place Street Class  | PowerTuro           | Trophy | \$200 |   |
| 1st Place Competition Class                                       | PowerTuro           | Trophy | \$200 |   |

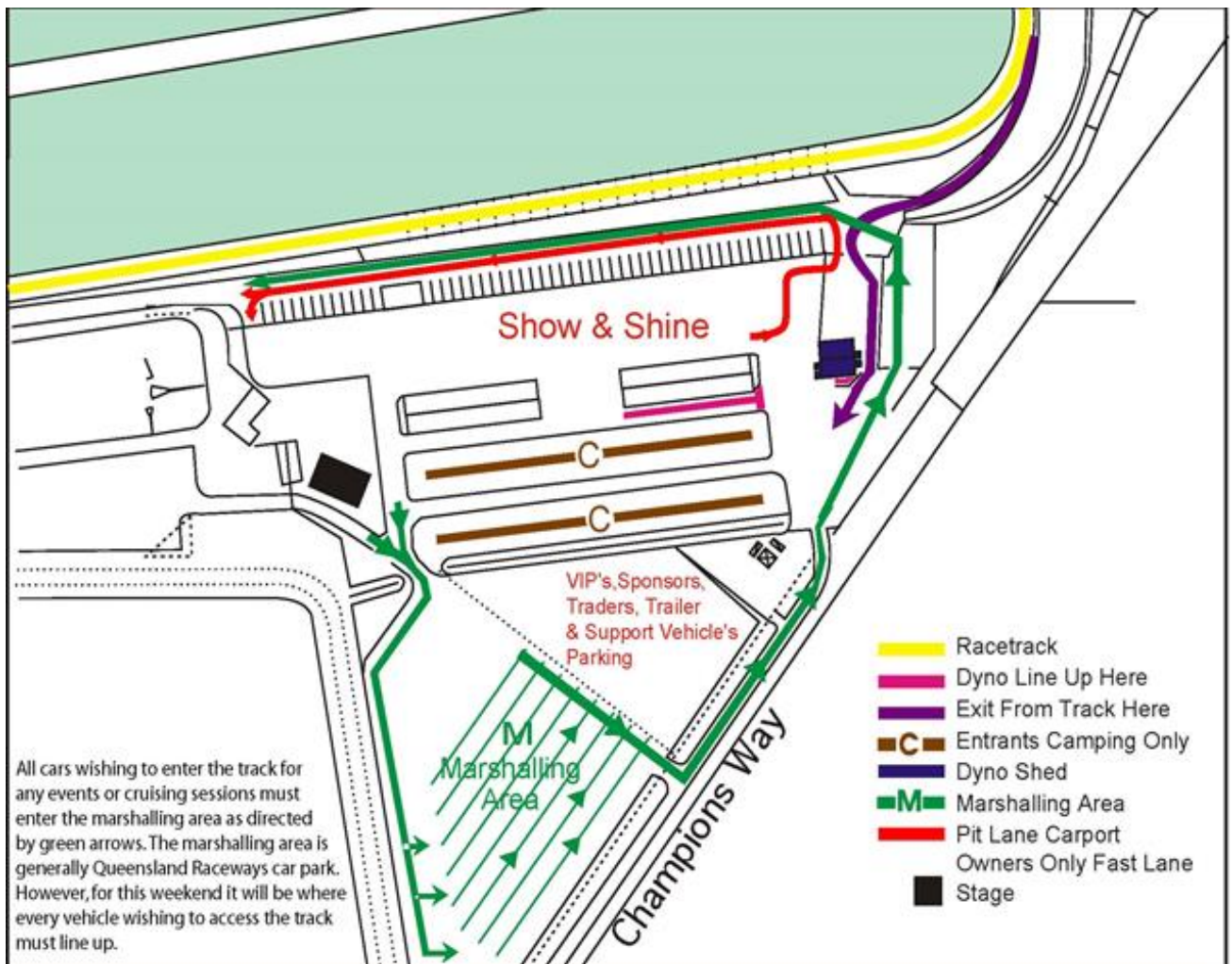
*\*\*Free STANDAND Entry into QLD Powerplay #49 May 2024 is not transferable in any way*

## 25. MAPS AND DIAGRAM

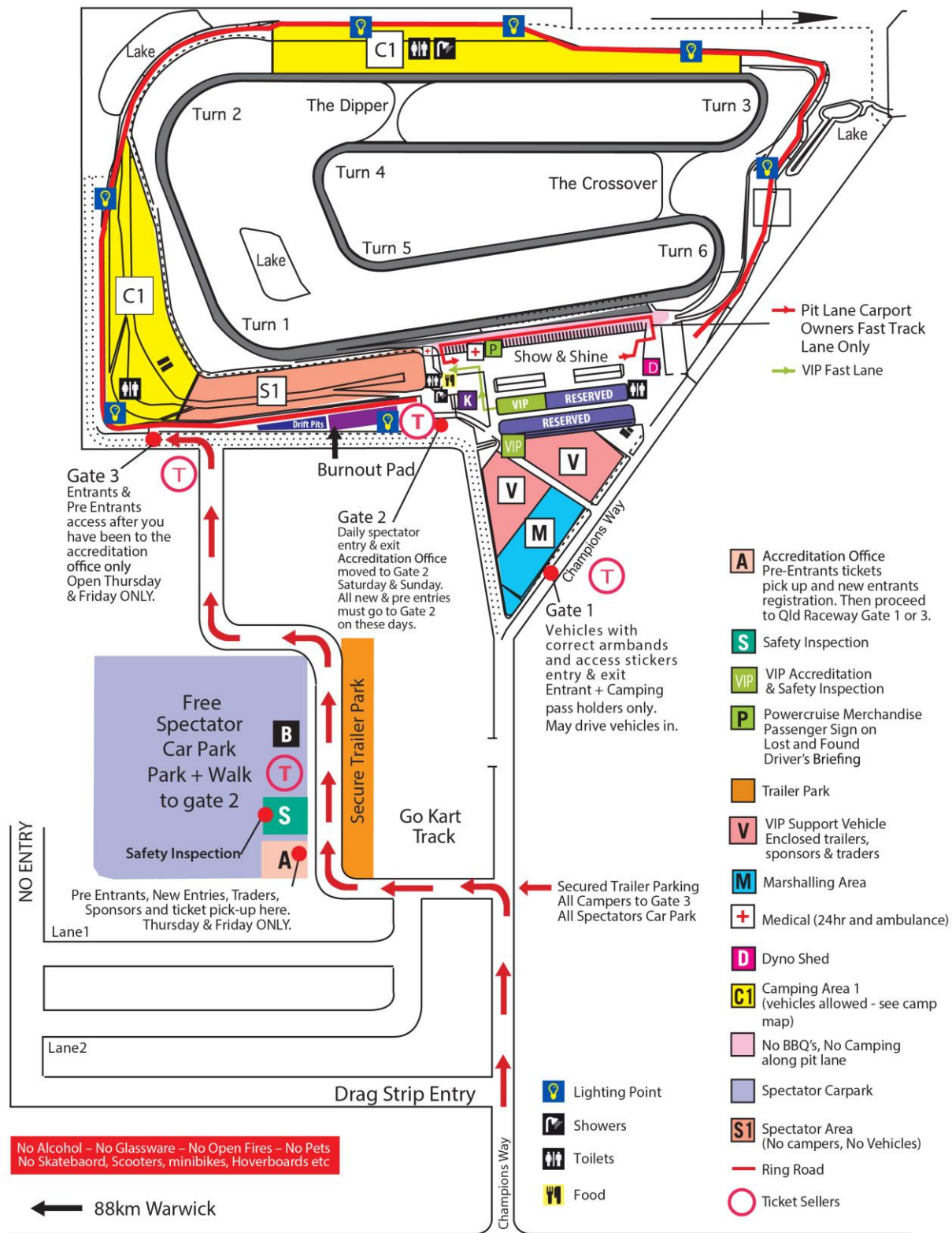
### a) QLD MAP



### b) Marshalling Map



c) Venue Map



# QLD RACEWAY BRISBANE